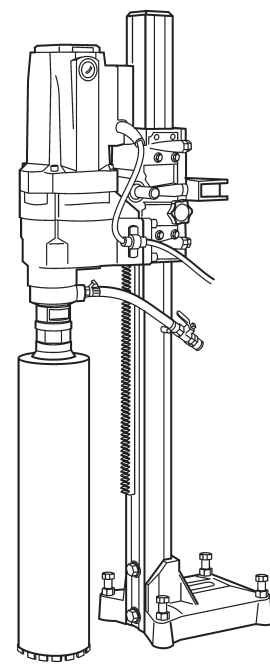


No.	Description	Qty	Part No.	No.	Description	Qty	Part No.
1	Gear Case	1	10984899	65	Switch Box	1	10984990
2	Main Shaft	1	10984900	66			
3	Seal 28 x 42 x 8	2	10984901	67	Power Switch	1	10984991
4	Snap Ring S55	1	10984902	68	Switch Cover	1	10984945
5	Water Supply Cover	1	10984903	69	Switch Plate	1	10984946
6	Water Cock	1	10984987	70	Screw 1/8 x 1/4	2	10984947
7	O-Ring 49 x 2.0	1	10984904	71	Electric Cable	1	10984992
8	O-Ring 49 x 2.0	1	10984904	72	Feeding House	1	10984948
9	Seal 28 x 42 x 8	1	10984901	73	Bearing 6003ZZ	2	10984949
10	Bearing 6005 6005LLU	1	10984905	74	Snap Ring R-35	2	10984950
11	Bearing 6005ZZ	1	10984906	75	Feed Shaft	1	10984951
12	Snap Ring R47	1	10984907	76	Feeding Head	1	10984952
13	Snap Ring S25	1	10984908	77	Screw M8 x 25	1	10984953
14	First Gear	1	10984909	78	Knob	2	10984954
15	Snap Ring S20	1	10984910	79	Spring	2	10984955
16	Bearing 6001ZZ	1	10984911	80	Feeding Handle	1	10984956
17	Bearing 6200ZZ	1	10984912	81	Knob Bolt 5/16 x 1-1/4	1	10984957
18	First Pinion	1	10984913	82	Spring	1	10984958
19	Woodruff Key 5 x 12	1	10984914	83	Screw M6 x 20	8	10984959
20	Snap Ring S15	1	10984915	84	Hex Nut M6	8	10984960
21	Second Gear	1	10984916	85	Washer M8	4	10984985
22	Bearing 6200ZZ	1	10984912	86	Spring Washer M8	8	10984986
23	Woodruff Key 10 x 105	1	10984917	87	Plate	4	10984961
24	Bearing 6901ZZ	1	10984918	88	Friction Plate-Long	4	10984962
25	Bearing 6901ZZ	1	10984918	89	Screw 5/32 x 1/2	8	10984963
26	Second Pinion	1	10984919	90	Friction Plate-Short	8	10984964
27	Metal Collar 29 x 22.5 x 6	1	10984920	91	Screw M8 x 30	4	10984965
28	Plate	1	10984921	92	Feeding House Cover	1	10984966
29	Friction Plate	1	10984922	93	Screw M8 x 20	6	10984967
30	Metal Bushing	1	10984978	94	Spring Washer M8	8	10984986
31	Third Gear	1	10984923	95	Handle	1	10984968
31	Third Gear-New	1	10984977	96	Pole Cover	1	10984969
32	Cooper Washer 23	1	10984976	97	Pole	1	10984993
33	Metal Bushing 38	1	10984932	98	Rack	1	10984994
34	Third Gear	1	10984977	99	Screw M6 x 55	4	10984970
35	Plate	1	10984921	100	Spring Washer M12	2	10984971
36	Friction Plate	1	10984922	101	Screw M12 x 75	2	10984972
37	Disk Spring	1	10984924	102	Screw M12 x 65	1	10984973
38	Disk Spring	1	10984924	103	Bolt M128 x 60	4	10984995
39	Metal Collar 24 x 18 x 6.5	1	10984925	104	Base	1	10984974
40	Fine U-Nut	1	10984926	105	Spanner 36mm	1	10984975
41	Bearing 6200ZZ	1	10984912	106	Spanner 41mm	1	10984996
42	Diaphragm	1	10984927	107	Earth Leakage Device	1	10984997
43	Plug PT 1/8	1	10984928	108	Hose with Water Cock	1	10984998
44	Baffle	1	10984929				
45	Bearing / 6201LLU	1	10984931				
46	Armature	1	10984988				
47	Bearing 6200ZZ	1	10984912				
48	Filling Ring 6200	1	10984932				
49	O-Ring 29x2	1	10984979				
50	Field	1	10984989				
51	Field Screw M5 x 85	2	10984933				
52	Spring Washer M5	2	10984934				
53	Washer M5	2	10984935				
54	Motor House	1	10984937				
55	Brush Tube	2	10984938				
55.1	Screw M5 x 10	2	10984980				
56	Carbon Brush (2)	2	10984939				
57	Brush Cover	2	10984940				
58	Screw M6 x 45	4	10984941				
59	Spring Washer M6	4	10984942				
60	Washer M6	4	10984943				
61	Earth Cable	1	10984981				
62	Earth Cable Screw	1	10984982				
63	Switch Cable 24cm	1	10984983				
64	Switch Cable 8cm	1	10984984				

Operating Instructions Spare parts list

Core drilling system DRS160** Index 001



Danger
These Operating Instructions are supplemented by the primary "Core drilling Safety Manual / System Description" documentation and by the documentation accompanying the product.

Congratulations!

You have decided to purchase a tried and tested TYROLIT Hydrostress AG system and have thus acquired a highly sophisticated and reliable state-of-the-art unit.

- High performance
- Reliable operation
- High portability
- Easy handling

Low maintenance costs

Only original TYROLIT Hydrostress AG spare parts can guarantee quality and interchangeability.

In the case of neglected or inappropriate maintenance, we will be unable to accept the warranty commitment as specified in our terms of delivery. Any repair work must be carried out by trained personnel only.

If you need more details about how to keep your TYROLIT Hydrostress AG system in perfect condition, please contact our after-sales service for further information.

We hope that working with your TYROLIT Hydrostress AG system will be a problem-free and fault-free experience.

TYROLIT Hydrostress AG

Copyright © TYROLIT Hydrostress AG

TYROLIT Hydrostress AG

Witzbergstrasse 18

CH-8330 Pfäffikon

Switzerland

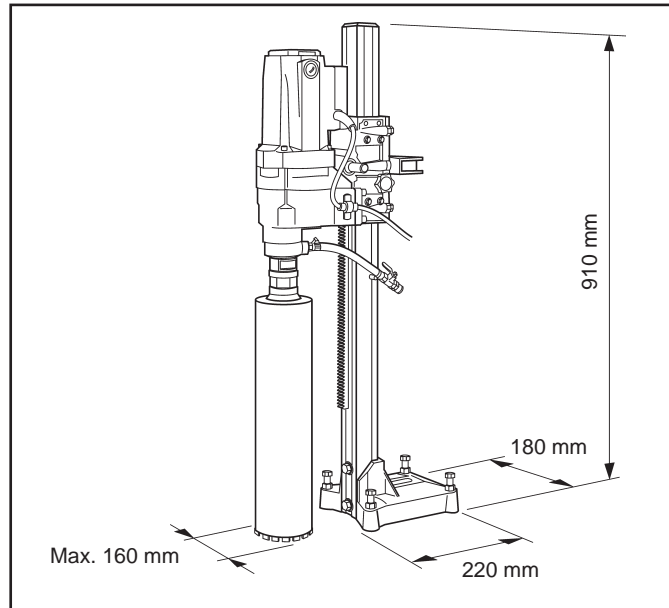
Phone 0041 (0) 44 / 952 18 18

Fax 0041 (0) 44 / 952 18 00

www.tyrolit.com

Technical data

Dimensions



Weight

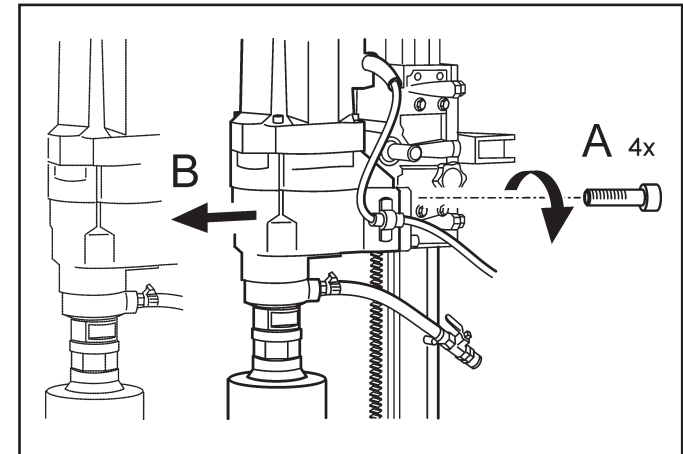
complete 18 kg

Maintenance

Interval	Action	Remark
Daily	Make a visual check for contamination	Replace immediately if defective
	Clean the pillar	
Weekly	Grease threads	
Monthly	Check clamping of the support	adjust if necessary

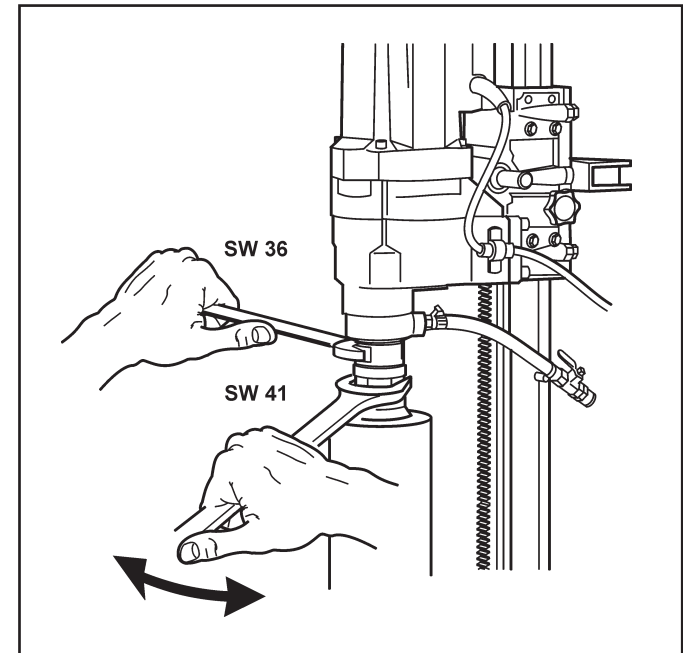
Assembly / disassembly


Electric motor



Electric motor 2,0 kW

Diamond core drill





Überlasten Sie Ihre Elektrowerkzeuge nicht. Sie arbeiten besser und sicherer im angegebenen Leistungsbereich.

Don't overload your electric tools/machines. You will do your work better and safer in the specified performance/rating range.

Ne surchargez pas votre outillage électrique.

Non sovraccaricate gli utensili elettrici. Nel campo di potenza indicato, essi lavorano meglio e con maggior sicurezza.

No sobrecargue sus herramientas eléctricas. Funcionan mejor y de forma más segura dentro de la gama de potencia indicada.