



PRODUCT PROGRAMME CONSTRUCTION TRADE

Machines and Diamond Tools

EN | 2020 - 1

Premium grinding tools since 1919
www.tyrolit.com



The TYROLIT Group

TYROLIT is one of the world's leading manufacturers of grinding and dressing tools as well as a system provider for the construction industry.

Since 1919, our innovative tools have made an important contribution to the technological development in many industries. TYROLIT offers tailored grinding solutions for various applications, as well as a comprehensive assortment of standard tools for customers all over the world.

Headquartered in Schwaz (Austria), the family-owned business combines the strengths of being a part of the dynamic Swarovski Group with a century's worth of individual corporate and technological experience.



TYROLIT headquarters in Schwaz (Austria)

Facts & Figures



80,000+
products



29
production sites



4,500+
employees worldwide



37
sales locations




500+
worldwide patents

Sales companies in Argentina, Australia, Austria, Belgium, Brazil, Canada, China, Czechia, Denmark, Estonia, Finland, France, Germany, Hungary, India, Indonesia, Italy, the Netherlands, Norway, Poland, Portugal, Russia, South Africa, South Korea, Spain, Sweden, Switzerland, Thailand, the UAE, the UK and the USA. Distributors in 65 other countries.

Content

Ring and hand sawing	04
Table sawing	07
Floor sawing	08
Floor grinding	09
Core drilling	10



Dry Cutting Saw Blades

New PREMIUM Dry cutting Assortment

TYROLIT revises the existing diamond dry cutting range with regard to product characteristics, user-friendliness and design.

The results are mostly universally applicable tools for all common construction materials. Until beginning 2021, innovations will continuously be introduced to replace the existing range.

What is new?

Increased performance by up to 30%

- + Powerful tools, extremely high cutting speeds and outstanding durability

Compact assortment

- + Streamlined product palette with solutions for all common construction materials

Innovative and user-friendly

- + Entirely tailored to current market demands and today's powerful machines


New look

- + Re-designed segments, clear labels and updated packaging

Highest product safety


- + Complete assortment in compliance with OSA and EN13236 regulations

Upgraded segments for outstanding results



PREMIUM TGD® upgrades

Our reliable TGD® assortment now comes with an even better cutting rate. The upgraded diamond pattern allows for more efficiency, whereas longer segments ensure best performance.



Upgraded PREMIUM segments

The new U-shaped cuts of the conventional dry cutting segments are not only an eye-catcher, but also come with an increased cooling effect. Moreover, the reduced segment surface ensures a higher cutting rate.

Dry cutting saw blades

NEW



★★★
PREMIUM **Universal**

DCU TGD® Ø 230 – 400 mm

DCU Ø 115 – 400 mm

Ø 400 mm for flush cutting

Also in DCE-SILENT in TGD®

Also in FC

NEW



★★ STANDARD ★ BASIC **Universal**

DCU

Ø 105 – 400 mm

Ø 400 mm for flush cutting

Also in FC

★★★
PREMIUM **Hard Stone**

DCH Ø 115 – 125 mm

DCH TGD® Ø 230 – 400 mm

DCH TGD® Ø 400 mm

for flush cutting

Also in FC



★
BASIC **Hard Stone**

DCH

Ø 115 – 350 mm

NEW



★★★
PREMIUM **Concrete**

DCC

Ø 115 – 400 mm

Also in FC

NEW



★★ STANDARD **Concrete**

DCC

Ø 115 – 400 mm

Also in LL

★★★
PREMIUM **Asphalt & Concrete**

DCA+C

Ø 115 – 450 mm

★★ STANDARD ★ BASIC **Abrasive**

STANDARD: DCA

BASIC: DCA, DCAB

Ø 115 – 450 mm

NEW



★★★
PREMIUM **Cut-All**

Cut-All

Ø 115 – 350 mm

For most materials

NEW



★★★
PREMIUM ★ STANDARD **Universal**

Roofer's

Ø 230 mm

★★★
PREMIUM ★ BASIC **Tiles & Marble**

PREMIUM: DCT, DCM

BASIC: DCT, DCM

Ø 100 – 350 mm



★★★
PREMIUM **DCCI COMBI**

DCCI Combi for plastic pipes

Ø 125

Hand saws



★★★ PREMIUM HBE350


Up to Ø 355 mm
Cutting depth up 125 mm
Integrated dust extraction connection



★★★ PREMIUM HBE400

Up to Ø 405 mm
Cutting depth up 150 mm
Flush cutting function

Hand saw blades



★★★ PREMIUM HS


HSL, HSM, HSX
Ø 405 – 416 mm
TGD®-Technology



★★ STANDARD HSL-FAST CUT


HSL-FC
Ø 350 mm
Pre-cutting blade

Ring saw blades



★★★ PREMIUM RS

RSL & RSM
Ø 366 – 506 mm



★★★ PREMIUM RSL


RSL-FC & RSL-C
Ø 306 – 406 mm

Cup grinder




★★★ PREMIUM ★★ STANDARD DGU

Universal
Ø 100 – 180 mm
Double & single row
Also in Turbo & FC




★★ STANDARD DGAB

Abrasiv
Ø 100 – 180 mm



★★ STANDARD DGC

Concrete
Ø 100 – 180 mm



★★ STANDARD DGH

Hard stone
Ø 100 – 180 mm

Table saws



★★★
PREMIUM **TRE250**

Tile saw
Up to Ø 250 mm
Cutting length 1,050 mm



★★
STANDARD **TBE400**

Masonry saw
Up to Ø 400 mm
Swivelling saw head



★★★
PREMIUM **TME700**

Masonry saw
Up to Ø 700 mm
Mitre stop



★★★
PREMIUM **TME1000**

Masonry saw
Up to Ø 1 000 mm
Mitre stop

Table saw blades



★★★
PREMIUM **TSU/TSU-SILENT**

Universal
Ø 250 – 1000 mm




★★★
PREMIUM **TSH/TSH-SILENT**

Hard stone
Ø 300 - 350 mm



★★★
PREMIUM **DCT**

Tiles
Ø 180 – 350 mm



★★★
PREMIUM **ES-T**

Marble
Ø 250 – 350 mm

Circular concrete band saw



★★
STANDARD **TBS510**

Cutting height up to 510 mm
Quick fastening band saw change

Floor saws



★★★ PREMIUM **FSG513**

Up to Ø 450 mm

8.2 kW

Petrol



★★ STANDARD **FSG620**

Up to Ø 600 mm

15 kW

Petrol



★★★ PREMIUM **FSE811**

Up to Ø 800 mm

7.5 kW

Electric



★★ STANDARD **FSD930**

Up to Ø 900 mm

22 kW

Diesel

Floor saw blades

Cured concrete



★★★ PREMIUM **FS-C**

FSL, FSM, FSH, FSX-C3

Ø 350 – 1 200 mm

TGD®-Technology



★★★ PREMIUM **FSC**

Ø 300 – 800 mm

For low powered machines

Asphalt



★★★ PREMIUM **FS-A**

FSL-A, FSM-A, FSH-A

Ø 300 – 1 200 mm



★★★ PREMIUM **FSA**

Ø 300 – 800 mm

Floor grinding



★★★
PREMIUM

FGE250

Grinding width 250 mm

2.2 kW

Swivelling grinding head



★★★
PREMIUM

FGE400

Grinding width 400 mm

4 kW

Single grinding head



★★★
PREMIUM

FGE450

Grinding width 450 mm

2.2 kW

3 grinding heads



★★★
PREMIUM

FGE530

Grinding width 530 mm

4 kW

3 grinding heads

Floor grinding tools



S-LINE

Soft concrete

Single- and double segments

For Schwaborn ETX1 & ETX2, HTC EZchange™, Husqvarna REDI LOCK®



M-LINE

Moderately hard concrete

Single- and double segments

For Schwaborn ETX1 & ETX2, HTC EZchange™, Husqvarna REDI LOCK®



H-LINE

Hard concrete

Single- and double segments

For Schwaborn ETX1 & ETX2, HTC EZchange™, Husqvarna REDI LOCK®



X-LINE

Extremely hard concrete

Single- and double segments

For Schwaborn ETX1 & ETX2, HTC EZchange™, Husqvarna REDI LOCK®



C-LINE

Removing

Single- and double segments

For Schwaborn ETX1 & ETX2, HTC EZchange™, Husqvarna REDI LOCK®

Grinding wheel depictions are sample images

Core drill motors



★★★
PREMIUM

DME19DP

Up to Ø 162 mm

1.8 kW

with percussion



★★★
PREMIUM

DME17DP

Up to Ø 200 mm

2.0 kW

with percussion, 2 gears



★★
STANDARD

DME22SU

Up to Ø 180 mm

2.2 kW

3 gears



★★★
PREMIUM

DME20PW/PU

Up to Ø 180 mm

2.0 kW

3 gears



★★★
PREMIUM

DME24MW/UW

Up to Ø 250 mm

2.2 kW

3 gears



★★★
PREMIUM

DME33MW/UW

Up to Ø 450 mm

3.3 kW

3 gears

Core drill bits

Wet



★★★
PREMIUM

CD

CDL/CDM
TGD®-Technologie from Ø 47 mm

CD660/CD640/CD840

Ø 10 – 600 mm

roof segments from Ø 32 mm



★★
STANDARD

★
BASIC

CD

STANDARD: CDL/CDM
BASIC: B1/B1M

Ø 32 – 600 mm

Roof segments

Dry



★★★
PREMIUM

★★
STANDARD

★
BASIC

DDL

PREMIUM TGD®:
DDL / DDL-HH / DDL-RM
STANDARD & BASIC: DDL

Ø 32 – 300 mm

rig mounted (RM) | handheld (HH)



★★★
PREMIUM

DDE

DDE

Ø 68 mm, 82 mm

TGD®-Technologie

Core drill rigs



★★ STANDARD **DRA150**

Up to Ø 150 mm
Clamping collar 60 mm
Dowel foot



★★★ PREMIUM **DRU160**

Up to Ø 160 mm
Clamping collar 60 mm
Dowel | Vacuum



★★★ PREMIUM **DRA/U250**

Up to Ø 250 mm
ModulDrill™
Dowel | Vacuum



★★★ PREMIUM **DRA/U400**

Up to Ø 400 mm
ModulDrill™
Dowel | Vacuum



★★ STANDARD **DRS162**

Up to Ø 162 mm
Drill system
incl. 2.5 kW drill motor



★★ STANDARD **DRS250**

Up to Ø 250 mm
Drill system
incl. 2.5 kW drill motor
2 gears

Tile drill-sets



★★★ PREMIUM **Tile drill-sets**

Various HEX and M14 sets
Ø 5 – 14 mm, 6 – 35 mm, 20 – 75 mm



★★★ PREMIUM **Paraffin Tile drills**

HEX Ø 5, 6, 8, 10, 12, 14 mm
individual or as a set

Tyrolit Construction Products GmbH

Swarovskistraße 33 | 6130 Schwaz | Austria

Tel +43 5242 606-0 | Fax +43 5242 63398

Our **worldwide subsidiary companies** can be found
on our website at www.tyrolit.com



Find us on social media
TYROLITgroup